

**BEFORE THE ILLINOIS POLLUTION CONTROL BOARD**

**Ray Flood** )  
**(Property Identification Number** ) **PCB No.**  
**12-10-100-008)** ) **(Tax Certification)**  
 )

**NOTICE**

**PLEASE TAKE NOTICE** that I have today filed with the Office of the Clerk of the Pollution Control Board an **APPEARANCE** and **RECOMMENDATION OF THE ILLINOIS ENVIRONMENTAL PROTECTION AGENCY**, copies of which are herewith served upon you.


Ray Flood  
911 County Road 450 N  
Jewett, Illinois 62436

Don Brown, Clerk  
Illinois Pollution Control Board  
James R. Thompson Center  
100 West Randolph Street, Suite 11-500  
Chicago, Illinois 60601

**Copies also provided electronically as follows:**

Illinois Department of Revenue  
via email at REV.PropTaxApp@illinois.gov  
101 West Jefferson  
P.O. Box 19033  
Springfield, Illinois 62794

ILLINOIS ENVIRONMENTAL PROTECTION AGENCY

By:   
Amanda S. Kimmel  
Assistant Counsel  
Division of Legal Counsel

DATED: June 5, 2019

Illinois Environmental Protection Agency  
1021 North Grand Avenue East  
Post Office Box 19276  
Springfield, Illinois 62794-9276  
(217) 782-5544

**THIS FILING IS SUBMITTED ON RECYCLED PAPER**

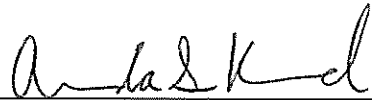
**BEFORE THE ILLINOIS POLLUTION CONTROL BOARD**

**Ray Flood** )  
**(Property Identification Number** ) **PCB No.**  
**12-10-100-008)** ) **(Tax Certification)**  
 )

**A P P E A R A N C E**

The undersigned, as one of its attorneys, hereby enters an APPEARANCE on behalf of Respondent, Illinois Environmental Protection Agency.

ILLINOIS ENVIRONMENTAL PROTECTION AGENCY

By:   
\_\_\_\_\_  
Amanda S. Kimmel  
Assistant Counsel  
Division of Legal Counsel

DATED: June 5, 2019

Illinois Environmental Protection Agency  
1021 North Grand Avenue East  
Post Office Box 19276  
Springfield, Illinois 62794-9276  
(217)782-5544

**THIS FILING IS SUBMITTED ON RECYCLED PAPER**

**BEFORE THE ILLINOIS POLLUTION CONTROL BOARD**

Ray Flood )  
(Property Identification Number ) PCB No.  
12-10-100-008 ) (Tax Certification)  
)

**RECOMMENDATION OF THE ILLINOIS  
ENVIRONMENTAL PROTECTION AGENCY**

The Illinois Environmental Protection Agency ("Illinois EPA") hereby files its Recommendation pursuant to Section 125.204 of the regulations of the Illinois Pollution Control Board ("Board"), 35 Ill. Adm. Code 125.204.

1. On December 18, 2018, the Illinois EPA received a request from Ray Flood (log number TC-140910, Exhibit A) for an Illinois EPA recommendation regarding the tax certification of water pollution control facilities pursuant to 35 Ill. Adm. Code 125.204.
2. The facility's address is: Ray Flood  
911 County Road 450 N  
Jewett, Illinois 62436

The proposed water pollution control facilities in this request are located in the Section 10, T9N, R8E of the East 3rd P.M. in Cumberland County, at the above street address and consist of the following:

Livestock waste management facilities consisting of one concrete manure pit (approximately 193 ft. x 101 ft. x 8 ft. deep), the concrete slatted portion of the floor over the manure pit that captures and contains waste generated in the barn above, and four concrete pump out pits (each approximately 6 ft. x 6 ft. x 8 ft.) to allow manure removal from the manure pit.

These livestock waste management facilities are used to collect, transport, and/or store livestock waste prior to cropland application, and are further described in Exhibit A.


3. Section 11-10 of the Property Tax Code, 35 ILCS 200/11-10 (2018), and Section 125.200(a) of the Board's regulations, 35 Ill. Adm. Code 125.200(a), define "pollution control facilities" as:

any system, method, construction, device or appliance appurtenant thereto or any portion of any building or equipment, that is designed, constructed, installed or operated for the primary purpose of: eliminating, preventing, or reducing air or water pollution ...or treating, pretreating, modifying or disposing of any potential solid, liquid or gaseous pollutant which if released without treatment, pretreatment modification or disposal might be harmful, detrimental or offensive to human, plant or animal life, or to property.

4. In order to receive preferential tax treatment as pursuant to 35 ILCS 200/11-5 (2018), pollution control facilities must be certified as such by the Board, 35 ILCS 200/11-20 (2018) and 35 Ill. Adm. Code 125.200(a).
5. Upon receipt of a tax certification application, the Illinois EPA must file a recommendation on the application with the Board, 35 Ill Adm. Code 125.204(a).
6. Based on the information in the application and the purpose of the facility, it is the Illinois EPA's engineering judgment that the described facilities may be considered "pollution control facilities," pursuant to 35 Ill. Adm. Code 125.200(a), with the primary purpose of eliminating, preventing, or reducing water pollution, or as otherwise provided in 35 Ill. Adm. Code 125.200, and are eligible for tax certification from the Board.

WHEREFORE, the Illinois EPA recommends that the Board issue the requested tax certification.

ILLINOIS ENVIRONMENTAL PROTECTION AGENCY

By:   
Amanda S. Kimmel  
Assistant Counsel  
Division of Legal Counsel

Dated: June 5, 2019

Illinois Environmental Protection Agency  
1021 North Grand Ave. E.  
P.O. Box 19276  
Springfield, Illinois 62794-9276  
217/782-5544

STATE OF ILLINOIS

COUNTY OF SANGAMON

)  
)  
)  
)  
)

**CERTIFICATE OF SERVICE**

I, the undersigned attorney at law, hereby certify that I have served on the date of June 5, 2019, the attached **NOTICE, APPEARANCE and RECOMMENDATION OF THE ILLINOIS ENVIRONMENTAL PROTECTION AGENCY**, upon the following persons by causing to be mailed a true copy thereof in an envelope duly addressed, bearing proper first class postage, and deposited in the United States mail at Springfield, Illinois:

Ray Flood  
911 County Road 450 N  
Jewett, Illinois 62436

**Copies also provided electronically as follows:**

Illinois Department of Revenue  
via email at REV.PropTaxApp@illinois.gov  
101 West Jefferson  
P.O. Box 19033  
Springfield, Illinois 62794

**[Electronic Filing]**

Clerk  
Illinois Pollution Control Board  
James R. Thompson Center  
100 West Randolph Street, Suite. 11-500  
Chicago, Illinois 60601

ILLINOIS ENVIRONMENTAL PROTECTION AGENCY

/s/ Amanda S. Kimmel  
Assistant Counsel  
Division of Legal Counsel  
1021 North Grand Avenue East  
P.O. Box 19276  
Springfield, Illinois 62794-9276  
217.782.5544  
217.782.9143 (TDD)

**THIS FILING IS SUBMITTED ON RECYCLED PAPER**



**Memorandum**

To: Charles Gunnarson, Division of Legal Counsel  
From: Darin E. LeCrone P.E., Manager, Industrial Unit, Permit Section *DEL*

Date: APR 30 2019

Re: Ray Flood - Jewett  
Recommendation of Tax Certification  
Log # TC-140910  
BOW ID # W0358050003  
Property Identification # 12-10-100-008

The Bureau of Water received a request on December 18, 2018 from Ray Flood for an Illinois EPA recommendation regarding the tax certification of water pollution control facilities pursuant to 35 Il. Adm. Code 125.204. We offer the following recommendation.

The water pollution control facilities in this request include the following:

Ray Flood  
911 Co Rd. 450 N.  
Jewett, IL 62436

Section 10, Township 9-North, Range 8-East of the East 3rd PM in Cumberland County.

Livestock waste management facilities consisting of one concrete manure pits approximately 193 ft. (length) x 101 ft. (width) x 8 ft. (depth) with 4 concrete pump out pits each approximately 6 ft. (length) x 6 ft. (width) x 8 ft. (depth) and concrete slatted flooring over the entire surface area of this manure pit.

These livestock waste management facilities are used to collect, transport and/or store livestock wastes prior to cropland application.

These facilities are further described in the enclosed applications and supporting documents.

Based on the information included in this submittal, it is our engineering judgment that the above proposed facilities may be considered "Pollution Control Facilities" under 35 IAC 125.200(a), with the primary purpose of eliminating, preventing, or reducing water pollution, or as otherwise provided in this section, and therefore eligible for tax certification from the Illinois Pollution Control Board. The Bureau of Water therefore recommends that the Board issue the requested tax certification for these facilities.

If you have any questions regarding the above, please contact Darren Gove at 217/782-0610.

DRG:TC-140910\_Tax Cert Recommendation\_18Dec19.docx

cc: Tax Cert File

Illinois EPA - Bureau of Water - Division of Pollution Control

Title 35 Subtitle A Part 125 Tax Certifications

Illinois EPA Review Notes for:

**Agency Recommendation of Pollution Control Facilities.**

---

**BOW ID #:** W0358050003

**Project Name:** Ray Flood

**Date application received:** 12/18/2018

**Reviewer:** DRG

**Log number:** TC-140910

**Legal Description:**

Section 10 Twp: 9-North Range: 8-East PM: East  
3rd

**County:** Cumberland

**Facility Contact:** Jo Ellen Flood /  
treasurer@cumberlandco.org

**Phone:** \_217 663-6750

**Pollution Control Facility Type:**

Swine Livestock Waste Management Facility

**Property ID:** 12-10-100-008

**Applicant:** Ray Flood

911 Co Rd. 450 N.

Jewett, IL 62436

**Facility:** Ray Flood

911 Co Rd. 450 N.

Jewett, IL 62436

**Date Control Devices installed:** 2015

**Application Signature by:** Ray Flood

**Title:** Owner/Operator

Contents of Application: Old 2-page form, Section D add'l info, sketch of deep pit w/dims, and PCF flow diagram

Is there a pollutant control flow diagram? **Yes**

Is there sufficient diagrams showing the pollution control facilities? **Yes**

**This facility generates the following pollutants and prevents their discharge as indicated:**

Livestock waste is collected and land applied to cropland.

**Physical description of pollution control facilities that ARE recommended:**

Livestock waste management facilities consisting of one concrete manure pits approximately 193 ft. (length) x 101 ft. (width) x 8 ft. (depth) with 4 concrete pump out pits each approximately 6 ft. (length) x 6 ft. (width) x 8 ft. (depth) and concrete slatted flooring over the entire surface area of this manure pit.


These livestock waste management facilities are used to collect, transport and/or store livestock wastes prior to cropland application.

Nothing further.

**Notes:**

Nothing follows – DRG - (April 23, 2019)



| SENDER: COMPLETE THIS SECTION  | COMPLETE THIS SECTION ON DELIVERY  |  |   |  |   |  |  |   |   |  |  |  |   |                                       |  |  |  |
|--|--|--|---|--|---|--|--|---|---|--|--|--|---|---------------------------------------|--|--|--|
| <ul style="list-style-type: none"> <li>Complete Items 1, 2, and 3.</li> <li>Print your name and address on the reverse so that we can return the card to you.</li> <li>Attach this card to the back of the mailpiece, or on the front if space permits.</li> </ul> | <p>A. Signature<br/>                 Illinois Environmental Protection Agency Agent<br/>                 X 1021 North Grand Avenue East<br/>                 Post Office Box 19276<br/>                 Springfield, Illinois 62794-9276</p> <p>B. Received by <u>Springfield, Illinois 62794-9276</u> of Delivery</p>   |  |   |  |   |  |  |   |   |  |  |  |   |                                       |  |  |  |
| <p>1. Article Addressed to:</p> <p>Illinois EPA<br/>                 PO Box 19276<br/>                 Springfield, IL 62794-9276</p>  <p>9590 9403 0655 5183 2185 95</p>         | <p>D. Is delivery address different from item 1? <input type="checkbox"/> Yes<br/>                 If YES, enter delivery address below: <input type="checkbox"/> No</p> <p>DEC 20 2018<br/> <i>Russell W. Bytche</i></p>  |  |   |  |   |  |  |   |   |  |  |  |   |                                       |  |  |  |
| <p>2. Article Number (Transfer from service label)</p> <p>018 1130 0001 6569 0943</p>  | <p>3. Service Type</p> <table border="0"> <tr> <td><input type="checkbox"/> Adult Signature</td> <td><input type="checkbox"/> Priority Mail Express®</td> </tr> <tr> <td><input type="checkbox"/> Adult Signature Restricted Delivery</td> <td><input type="checkbox"/> Registered Mail™</td> </tr> <tr> <td><input type="checkbox"/> Certified Mail®</td> <td><input type="checkbox"/> Registered Mail Restricted Delivery</td> </tr> <tr> <td><input type="checkbox"/> Certified Mail Restricted Delivery</td> <td><input type="checkbox"/> Return Receipt for Merchandise</td> </tr> <tr> <td><input type="checkbox"/> Collect on Delivery</td> <td><input type="checkbox"/> Signature Confirmation™</td> </tr> <tr> <td><input type="checkbox"/> Collect on Delivery Restricted Delivery</td> <td><input type="checkbox"/> Signature Confirmation Restricted Delivery</td> </tr> <tr> <td><input type="checkbox"/> Insured Mail</td> <td></td> </tr> <tr> <td><input type="checkbox"/> Insured Mail Restricted Delivery (over \$500)</td> <td></td> </tr> </table> | <input type="checkbox"/> Adult Signature | <input type="checkbox"/> Priority Mail Express® | <input type="checkbox"/> Adult Signature Restricted Delivery | <input type="checkbox"/> Registered Mail™ | <input type="checkbox"/> Certified Mail® | <input type="checkbox"/> Registered Mail Restricted Delivery | <input type="checkbox"/> Certified Mail Restricted Delivery | <input type="checkbox"/> Return Receipt for Merchandise | <input type="checkbox"/> Collect on Delivery | <input type="checkbox"/> Signature Confirmation™ | <input type="checkbox"/> Collect on Delivery Restricted Delivery | <input type="checkbox"/> Signature Confirmation Restricted Delivery | <input type="checkbox"/> Insured Mail |  | <input type="checkbox"/> Insured Mail Restricted Delivery (over \$500) |  |
| <input type="checkbox"/> Adult Signature   | <input type="checkbox"/> Priority Mail Express®  |  |   |  |   |  |  |   |   |  |  |  |   |                                       |  |  |  |
| <input type="checkbox"/> Adult Signature Restricted Delivery   | <input type="checkbox"/> Registered Mail™  |  |   |  |   |  |  |   |   |  |  |  |   |                                       |  |  |  |
| <input type="checkbox"/> Certified Mail®   | <input type="checkbox"/> Registered Mail Restricted Delivery   |  |   |  |   |  |  |   |   |  |  |  |   |                                       |  |  |  |
| <input type="checkbox"/> Certified Mail Restricted Delivery  | <input type="checkbox"/> Return Receipt for Merchandise  |  |   |  |   |  |  |   |   |  |  |  |   |                                       |  |  |  |
| <input type="checkbox"/> Collect on Delivery   | <input type="checkbox"/> Signature Confirmation™   |  |   |  |   |  |  |   |   |  |  |  |   |                                       |  |  |  |
| <input type="checkbox"/> Collect on Delivery Restricted Delivery   | <input type="checkbox"/> Signature Confirmation Restricted Delivery  |  |   |  |   |  |  |   |   |  |  |  |   |                                       |  |  |  |
| <input type="checkbox"/> Insured Mail  |  |  |   |  |   |  |  |   |   |  |  |  |   |                                       |  |  |  |
| <input type="checkbox"/> Insured Mail Restricted Delivery (over \$500)   |  |  |   |  |   |  |  |   |   |  |  |  |   |                                       |  |  |  |

PS Form 3811, April 2015 PSN 7530-02-000-9053

Domestic Return Receipt

018 1130 0001 6569 0943

**U.S. Postal Service™**  
**CERTIFIED MAIL® RECEIPT**  
 Domestic Mail Only

For delivery information, visit our website at [www.usps.com](http://www.usps.com)

**OFFICIAL USE**

|   |          |
|---|----------|
| Certified Mail Fee  | \$ 3.45  |
| Extra Services & Fees (check box, add fee as appropriate)     |          |
| <input checked="" type="checkbox"/> Return Receipt (hardcopy) | \$ 2.75  |
| <input type="checkbox"/> Return Receipt (electronic)          | \$       |
| <input type="checkbox"/> Certified Mail Restricted Delivery   | \$       |
| <input type="checkbox"/> Adult Signature Required             | \$       |
| <input type="checkbox"/> Adult Signature Restricted Delivery  | \$       |
| Postage   | \$ 50    |
| Total Postage and Fees  | \$ 53.70 |

Sent To: Illinois EPA  
 Street and Apt. No., or PO Box No.: PO Box 19276  
 City, State, ZIP+4: Springfield IL 62794-9276

COLEDO IL 62458  
 Postmark  
 Hora  
 DEC 18 2018  
 USPS

PS Form 3800, April 2015 PSN 7530-02-000-9017 See Reverse for Instructions

TC-140910  
DLG



APPLICATION FOR CERTIFICATION (PROPERTY TAX TREATMENT)  
POLLUTION CONTROL FACILITY  
AIR  WATER

ILLINOIS ENVIRONMENTAL PROTECTION AGENCY  
P. O. Box 19276, Springfield, IL 62794-9276

This Agency is authorized to request this information under Illinois Revised Statutes, 1979, Chapter, 120, Section 502a-5. Disclosure of this information is voluntary. However, failure to comply could prevent your application from being processed or could result in denial of your application for certification.

FOR AGENCY USE  
*Dec 18, 2018*

|  |   |                   |   |              |
|--|---|-------------------|---|--------------|
| File No.   | Date Received   | Certification No. | Date  |              |
| Sec. A<br><br>APPLICANT                              | Company Name  |                   |   |              |
|  | Person Authorized to Receive Certification<br>Ray Flood   |                   | Person to Contact for Additional Details<br>Ray Flood |              |
|  | Street Address<br>911 Co Rd 450 N   |                   | Street Address<br>911 Co Rd 450 N                     |              |
|  | Municipality, State & Zip Code<br>Jewett, IL 62436  |                   | Municipality, State & Zip Code<br>Jewett, IL 62436    |              |
|  | Telephone Number<br>(217) 663-6750  |                   | Telephone Number<br>(217) 663-6750                    |              |
|  | Location of Facility<br>Quarter Section   | Township          | Range   | Municipality |
|  | 10  | 9N                | 8E  | Jewett       |
|  | Street Address<br>911 Co Rd 450 N   |                   | County<br>Cumberland                                  | Book Number  |
|  | Property Identification Number  |                   | Parcel Number<br>12-10-100-008                        |              |
| Sec. B<br><br>MANUFACTURING OPERATIONS               | Nature of Operations Conducted at the Above Location<br>Control and Storage of Swine Manure   |                   |   |              |
|  | Water Pollution Control Construction Permit No.   |                   | Date Issued   |              |
|  | NPDES PERMIT No.  |                   | Date Issued   |              |
|  | Air Pollution Control Construction Permit No.   |                   | Date Issued   |              |
|  | Air Pollution Control Operating Permit No.  |                   | Date Issued   |              |
| Sec. C<br><br>MANUFACTURING PROCESS                  | Describe Unit Process   |                   |   |              |
|  | Materials Used in Process   |                   |   |              |
| Sec. D<br><br>POLLUTION CONTROL FACILITY DESCRIPTION | Describe Pollution Abatement Control Facility<br><br>Manure Pit 1 - Manure pit receives waste directly via gravity from the swine as it is excreted. Concrete manure pit measuring 101' x 193' x 8' deep with concrete slats covering the entire top. |                   |   |              |

|                 |   |  |   |   |
|-----------------|---|--|---|---|
| Sec. E          | (1) Nature of Contaminants or Pollutants  |  |   |   |
|                 | CONTAMINANTS  | Material Retained, Captured or Recovered   |   |   |
|                 |   | Contaminant or Pollutant   | DESCRIPTION   | DISPOSAL OR USE   |
|                 |   | Swine Manure   | Captured  | Land applied at or below agronomic rates                                |
|                 |   |  |   |   |
|                 |   |  |   |   |
|                 |   |  |   |   |
|                 |   |  |   |   |
|                 |   | (2) Point(s) of Waste Water Discharge  |   |   |
|                 |   | None   |   |   |
|                 | Plans and Specifications Attached   |  | Yes <input type="checkbox"/> No <input type="checkbox"/>            |   |
|                 | (3)   | Are contaminants (or residues) collected by the control facility?  | Yes <input checked="" type="checkbox"/> No <input type="checkbox"/> |   |
|                 | (4)   | Date installation completed <u>11/01/15</u> status of installation on date of application _____  |   |   |
| ACCOUNTING DATA | (5)   | a. FAIR CASH VALUE IF CONSIDERED REAL PROPERTY:  | \$ 740,000.00   |   |
|                 |   | b. NET SALVAGE VALUE IF CONSIDERED REAL PROPERTY:  | \$  |   |
|                 |   | c. PRODUCTIVE GROSS ANNUAL INCOME OF CONTROL FACILITY:   | \$  |   |
|                 |   | d. PRODUCTIVE NET ANNUAL INCOME OF CONTROL FACILITY:   | \$  |   |
|                 |   | e. PERCENTAGE CONTROL FACILITY BEARS TO WHOLE FACILITY VALUE:  | % 40  |   |
| Sec. F          | The following information is submitted in accordance with the Illinois Property Tax Code, as amended, and to the best of my knowledge, is true and correct. The facilities claimed herein are "pollution control facilities" as defined in Section 11-10 of the Illinois Property Tax Code. |  |   |   |
|                 | SIGNATURE   | <br>Signature   |   |   |
|                 |   | <br>Title  |   |   |
| Sec. G          | INSTRUCTIONS FOR COMPILING AND FILING APPLICATION   |  |   |   |
|                 | General: Separate applications must be completed for each control facility claimed. Do not mix types (water and air). Where both air and water operations are related, file two applications. If attachments are needed, record them consecutively on an index sheet.                       |  |   |   |
|                 | Sec. A  | Information refers to applicant as listed in the tax records and the person to be contacted for further details or for inspection of facilities. Define facility location by street address or legal description. A plat map location is required for facilities located outside of municipal boundaries. The property identification number is required.  |   |   |
|                 | Sec. B  | Self-explanatory. Submit copies of all permits issued by local pollution control agencies. (e.g. MSD Construction Permit)  |   |   |
|                 | Sec. C  | Refers to manufacturing processes or materials on which pollution control facility is used.  |   |   |
|                 | Sec. D  | Narrative description of the pollution control facility, indicating that its primary purpose is to eliminate, prevent or reduce pollution. State the type of control facility. State permit number, date, and agency issuing permit. A narrative description and a process flow diagram describing the <u>pollution control facility</u> . Include a listing of each major piece of equipment included in the claimed fair cash value for real property. Include an <u>average</u> analysis of the influent and effluent of the control facility stating the collection efficiency.  |   |   |
|                 | Sec. E  | List air contaminants, or water pollution substances released as effluents to the manufacturing processes. List also the final disposal of any contaminants removed from the manufacturing processes.<br>Item (1) - Refers to pollutants and contaminants removed from the process by the pollution control facility.<br>Item (2) - Refers to water pollution but can apply to water-carried wastes from air pollution control facilities. Submit drawings, which clearly show (a) Point(s) of discharge to receiving stream, and (b) Sewers and process piping to and from the control facility.<br>Item (3) - If the collected contaminants are disposed of other than as wastes, state the disposition of the materials, and the value in dollars reclaimed by sale or reuse of the collected substances. State the cost of reclamation and related expense.<br>Item (4) - State the date which the pollution control facility was first placed in service and operated. If not, explain.<br>Item (5) - This information is essential to the certification and assessment actions. This accounting data must be completed to activate project review prior to certification by this Agency. |   |   |
|                 | Sec. F  | Self-explanatory. Signature must be a corporate authorized signature.  |   |   |
|                 |   | Submit to:   | Attention:  | Attention:  |
|                 |   | Illinois EPA<br>P.O. Box 19276<br>Springfield, IL 62794-9276   | Al Keller<br>Permit Section<br>Division of Water Pollution Control  | Donald E. Sutton<br>Permit Section<br>Division of Air Pollution Control |

Ray Flood Pollution Control Facilities

*Section D Information*

All manure pits receive waste directly via gravity from the swine as it is excreted

**Manure Pit 1**

Concrete manure pit measuring 101 ft X 193 ft X 8 ft deep with concrete slate covering the entire top

*Section E-4 Information*

*Date Put into Service*

**Manure Pit 1**

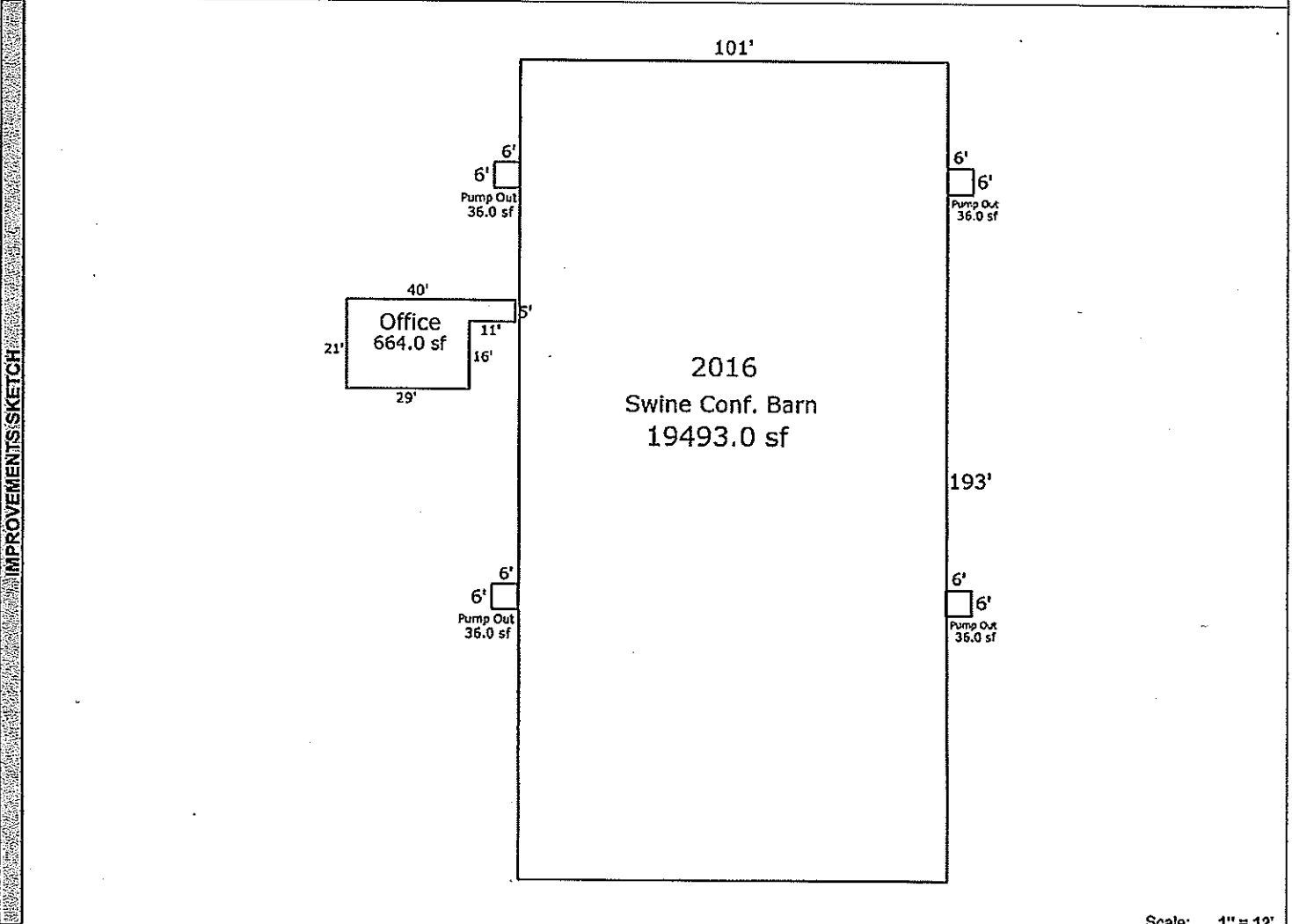
**2015**

Electronic Filing: Received, Clerk's Office 06/05/2019 \*\*PCB 2019-111\*\*  
**SKETCH/AREA TABLE ADDENDUM**

Parcel No 12-10-100-008

File No 20181210100008 - 6871

|         |                                 |   |           |
|---------|---------------------------------|---|-----------|
| SUBJECT | Property Address 911 CO RD 450N |   |           |
|         | City JEWETT                     | County CUMBERLAND COUNT State IL                  | Zip 62436 |
|         | Owner RAY K FLOOD REV TRST ETUX |   |           |
|         | Client Cumberland               | Client Address 140 Courthouse Square P.O. Box 146 |           |
|         | Appraiser Name SADIE            | Inspection Date 02/26/2019                        |           |



Scale: 1" = 12'

| AREA CALCULATIONS SUMMARY |                  |        |          |           |            | Comment Table 1 |                 |
|---------------------------|------------------|--------|----------|-----------|------------|-----------------|-----------------|
| Code                      | Description      | Factor | Net Size | Perimeter | Net Totals |                 |                 |
| 1STORYBAR                 | Office           | 1.00   | 664.00   | 122.0     |            |                 |                 |
|                           | Pump Out         | 1.00   | 36.00    | 24.0      |            |                 |                 |
|                           | Pump Out         | 1.00   | 36.00    | 24.0      |            |                 |                 |
|                           | Pump Out         | 1.00   | 36.00    | 24.0      |            |                 |                 |
|                           | Pump Out         | 1.00   | 36.00    | 24.0      | 808.00     |                 |                 |
| SWINECBAR                 | Swine Conf. Barn | 1.00   | 19493.00 | 588.0     | 19493.00   |                 |                 |
|                           |                  |        |          |           |            | Comment Table 2 | Comment Table 3 |
|                           |                  |        |          |           |            |                 |                 |

## Pollution control facility process flow diagram

Electronic Filing: Received, Clerk's Office 06/05/2019 \*\*PCB 2019-111\*\*

